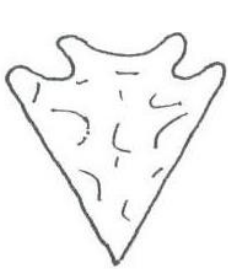


# Southeastern Indian Projectile Points

Weapons and tools made from stone were basic to the survival of the early Southeastern Indians. Projectile points, commonly called *arrowheads*, were the most common stone tools. Small and thin points were used as arrow tips. Larger projectile points were used as knives or as tips for spears. Points were made differently according to time period and purpose. Below are some common styles of points. Check out the back of this page for activities!



*Bifurcated*



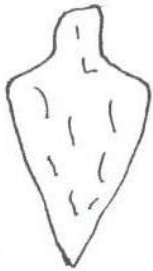
*Wedge Tailed*




*Square Barbed*



*Lanceolate with  
Incurvate Basin*



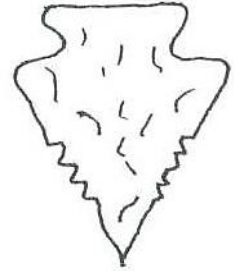
*Stemmed and  
Shouldered*



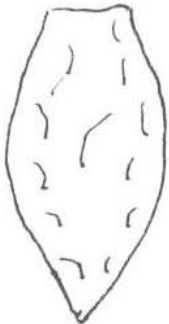
*Triangular*



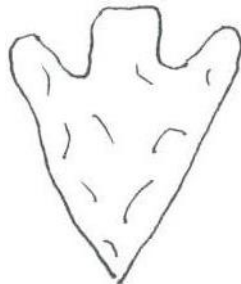
*Square Tailed*



*Serrated*



*Broad Stemmed*



*Stemmed and  
Barbed*



*Dove Tailed*




*Leaf*



# Southeastern Indian Projectile Points

Study this diagram to learn about projectile points. Refer to the diagram below and the projectile points on the front page to draw a projectile point on the end of the spear.



Color in the drawing below. A Southeastern Indian is demonstrating how to use the spear and atlatl. Can you find the atlatl? Can you spot the projectile point?

